

June 3, 2024




Technical Service Bulletin – 03

Mustang Dark Horse R Engine Cooling - Ducting


Issue: Some Mustang Dark Horse R's have experienced high engine coolant temperatures on track.

Action: Follow the procedure to remove the ducting above and below the engine oil cooler.

- Remove the front fascia
- Drill out the rivets on the ducts
 - Upper Duct
 - Remove the 4 rivets on the long side near the front
 - Remove the 2 rivets on both the right and left hand sides
 - Remove the upper duct
 - Lower Duct
 - Remove the 4 rivets on the long side near the front
 - Remove the 2 rivets on both the right and left hand sides
 - Remove the lower duct



Finished ducting will appear as below



NO OTHER MODIFICATIONS ARE ALLOWED