

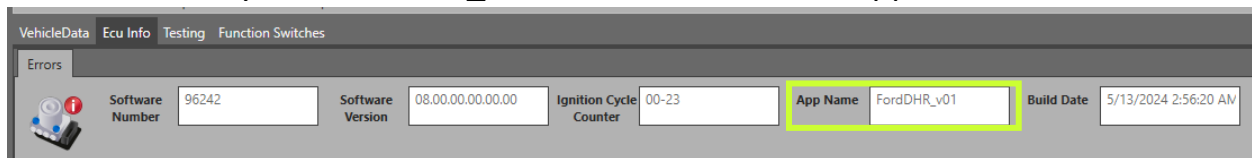
June 4, 2024

Technical Service Bulletin – 06

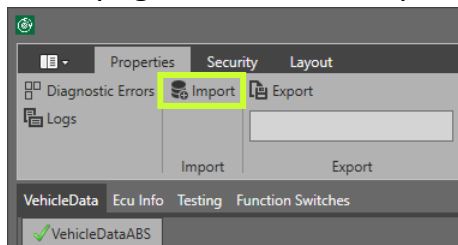
Mustang Dark Horse R ABS Calibration File and DTC Code Definitions

Action: Verify you have the most up to date ABS Calibration

- Not having the most up to date ABS calibration installed on your vehicle could degrade performance.
- Open RaceABS and connect to your vehicle, navigate to the 'ECU Info' page, and Verify that *FordDHR_v01* is stated in the box 'App Name' box



- If *FordDHR_v01* is not stated in the 'App Name' box, navigate to the 'Vehicle Data' page, and select [import] in the top left of the page.



- Navigate to and select this file:

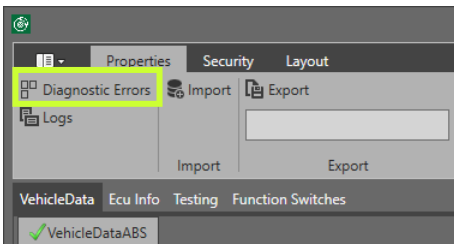


RaceAbs.Export_For
dDHR_v01.abs

- This will update your Bosch M5 ABS Module to the *FordDHR_v01* calibration.

Action: Verify you have properly linked the DTC Code definitions to your RaceABS Software

- Not having the proper DTC Code Definition .XML text file linked to your RaceABS would make all DTC Code meaningless until you link the correct .XML text file.
- Open RaceABS and connect to your vehicle, navigate to the 'Vehicle Data' page, and select [Diagnostic Errors]

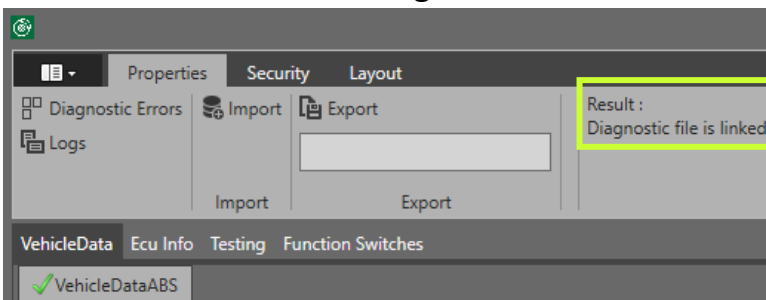


- Navigate to and select this file:



TKWINX_FAILUREM
EMORYDESCRIPTION

- You should see "Result: Diagnostic file is linked"



- Your RaceABS is now linked to the proper DTC Code definitions file
- You may also open the .XML text file to read the details and descriptions of ABS DTC Codes when trying to diagnose errors